

The Zimwaddie Button

Rosen
2018

Verse 1

1 3

S: When_ my vacuum cleaner conked! Conked!

A: When_ my vacuum conked conked, conked, conked! My vacuum cleaner

T: -

B: -

4 7

S: Conkconkconkconkconkconkconk Conked out, Conked! Conked! Conked!

A: conked! Conkconkconk conk conked! Conkconkconk conk conked! Conked out and refused to

T: -

B: -

Roar,

8 12

S: And refused to roar_ I took it in for re -

A: roar_

T: roar, roar, roar, roar, roar, roar, roar_!

B: -

Roar, roar, roar, roar, roar_!

13 16

I took it in for re - pair and the guy in the store Said:
-pair and the guy in the store Said:

This block contains the first system of music, measures 13 to 16. It features a vocal line with lyrics and a piano accompaniment. The key signature has two sharps (F# and C#), and the time signature is 7/8. The lyrics are: "I took it in for re - pair and the guy in the store Said:" on the first line, and "-pair and the guy in the store Said:" on the second line.

17 20

Look! Look, she's shut herself down! And all you had to do to
Look! She's shut herself down, shut herself down.!

This block contains the second system of music, measures 17 to 20. The vocal line continues with lyrics: "Look! Look, she's shut herself down! And all you had to do to" on the first line, and "Look! She's shut herself down, shut herself down.!" on the second line. The piano accompaniment continues with a steady bass line.

21 24

bring her a - round was push! Push, push the Zim-
All you had to do to bring her a-round was push! Push the Zimwaddie,

This block contains the third system of music, measures 21 to 24. The vocal line continues with lyrics: "bring her a - round was push! Push, push the Zim-" on the first line, and "All you had to do to bring her a-round was push! Push the Zimwaddie," on the second line. The piano accompaniment continues with a steady bass line.

25 27

Push? Push? Push the Zimwaddie?

Push? Push? Push the Zimwaddie?

-wad-die, waddie, waddie waddie button. You can

wad-die, waddie waddie waddie but-ton. You can see it right

28 31

Where? Oh - - - - there?

Where? Oh - - - - there?

see it right here: the big red button with the big red arrow?

here: the big red button with the big red arrow?

32 35

Oh. That's ver - y nice.

Oh. That's ver - y nice.

So I won't charge you for the re - pair; your de-

Yeah. So I won't charge you for the re - pair; your depos-it

36 40

Oh - - - - - dear.
Oh - - - - - dear.
-pos - it pays for the les-son, Dear, the les - son, Dear.
pays for the les-son, Dear

Verse 2
41 43

Dec-ades a - go I feared I'd be con - demned to per-pet - u - al vir -
Dec-ades a - go I feared I'd be condemned to per -

44 46

-gin - i - ty, till a mar - ried man with less scruples than skill de -
-pet - u - al vir-gin - i - - ty, till a mar - ried man, with less

Musical score for measures 47-49. The score is in treble clef with a key signature of one sharp (F#). It features a vocal line and a piano accompaniment. The vocal line includes lyrics: "-flow - - - ered me, de-flow - - ered me (Not, I fear, against my will)". The piano accompaniment includes triplets and other rhythmic patterns. Measure numbers 47, 49, and 49 are indicated above the staff.

Musical score for measures 50-54. The score is in treble clef with a key signature of one sharp (F#). It features a vocal line and a piano accompaniment. The vocal line includes lyrics: "say-ing: Look! Look, you've shut yourself down! And I know just the thing to". The piano accompaniment includes a bass line. Measure numbers 50 and 54 are indicated above the staff.

Musical score for measures 55-58. The score is in treble clef with a key signature of one sharp (F#). It features a vocal line and a piano accompaniment. The vocal line includes lyrics: "You do? You mean...". The piano accompaniment includes a bass line. Measure numbers 55 and 58 are indicated above the staff.

59 62

8

this zimwaddie, waddie button _____? No - body's ev - er
this zimwaddie, waddie button _____? No - body's ev - er pushed it be -
-waddie, waddie, waddie waddie button _____ . I mean this one right here!
waddie, waddie waddie waddie button _____ . I mean this one right here! Well,

Detailed description: This block contains the first system of music, measures 59 to 62. It features four staves: a vocal line and three piano accompaniment staves. The key signature has two sharps (F# and C#). The music is in 4/4 time. The lyrics are: 'this zimwaddie, waddie button _____?' (measures 59-60), 'No - body's ev - er' (measure 61), and 'No - body's ev - er pushed it be -' (measure 62). A second system continues the lyrics: '-waddie, waddie, waddie waddie button _____ . I mean this one right here!' (measures 63-64), 'waddie, waddie waddie waddie button _____ . I mean this one right here! Well,' (measures 65-66).

63 66

8

pushed it be - fore. Somebod-y should!
-fore, and I'm starting to think that somebod-y should!
Don't you think that somebod-y should?
don't you think that somebod-y should? Good. So I'll just push,

Detailed description: This block contains the second system of music, measures 63 to 66. It features four staves: a vocal line and three piano accompaniment staves. The key signature has two sharps (F# and C#). The music is in 4/4 time. The lyrics are: 'pushed it be - fore. Somebod-y should!' (measures 63-64), '-fore, and I'm starting to think that somebod-y should!' (measures 65-66), 'Don't you think that somebod-y should?' (measures 67-68), and 'don't you think that somebod-y should? Good. So I'll just push,' (measures 69-70).

67 69

8

Push, push your Zimwad-die, waddie, wad-die, waddie but-ton.
push your Zim-wad - die, wad-die, waddie, wad-die, waddie but-ton _____

Detailed description: This block contains the third system of music, measures 67 to 69. It features four staves: a vocal line and three piano accompaniment staves. The key signature has two sharps (F# and C#). The music is in 4/4 time. The lyrics are: 'Push, push your Zimwad-die, waddie, wad-die, waddie but-ton.' (measures 67-68) and 'push your Zim-wad - die, wad-die, waddie, wad-die, waddie but-ton _____' (measures 69-70).

Musical score for measures 70-72. The score consists of four staves: vocal line 1, vocal line 2, piano accompaniment (treble clef), and piano accompaniment (bass clef). The key signature is one sharp (F#). Measures 70 and 71 feature vocal lines with the word "Ah" and piano accompaniment with triplets of eighth notes. Measure 72 features vocal lines with "mmmmm" and piano accompaniment with a sustained note. A small number "8" is written in the piano accompaniment staff.

Verse 3

Musical score for measures 73-76. The score consists of four staves: vocal line 1, vocal line 2, piano accompaniment (treble clef), and piano accompaniment (bass clef). The key signature is one sharp (F#). Measure 73 starts with a vocal line containing the lyrics "____! When my brand new computer failed to behave, I summoned the Computer Knight,". Measure 74 continues with "____! When my brand new computer failed to be -". Measures 75 and 76 show the piano accompaniment. A small number "8" is written in the piano accompaniment staff.

Musical score for measures 77-79. The score consists of four staves: vocal line 1, vocal line 2, piano accompaniment (treble clef), and piano accompaniment (bass clef). The key signature is one sharp (F#). Measure 77 continues the lyrics "kind and brave, to ride to my rescue on his big, white horse." Measure 78 continues with "-have I summoned the Com-puter Knight, kind and brave, to ride to my". Measure 79 shows the piano accompaniment. A small number "8" is written in the piano accompaniment staff.

80 82

Can you fix it, Sir _____?

rescue on his big, white horse. Can you fix it, Sir?

Yes, of course,

Yes, of course! Do you happen to have a pow-er strip

Detailed description: This block contains the first system of a musical score, measures 80 to 82. It features four staves: a vocal line (treble clef), a piano accompaniment line (treble clef), a bass line (bass clef), and a double bass line (bass clef). The key signature has two sharps (F# and C#). The vocal line starts at measure 80 with the lyrics 'Can you fix it, Sir' and continues with a long note. The piano accompaniment line has a melody of eighth notes. The bass line has a simple harmonic accompaniment. The double bass line has a more active bass line.

83 87

A what _____? Oh.

A what _____? Oh.

yes, of course! It's alread-y found.

ly-ing a-round? Nev-er mind: it's alread-y found. I know you're not a

Detailed description: This block contains the second system of a musical score, measures 83 to 87. It features four staves. The vocal line has two parts: one starting at measure 83 with 'A what' and another starting at measure 85 with 'A what'. The piano accompaniment line has a melody of eighth notes. The bass line has a simple harmonic accompaniment. The double bass line has a more active bass line.

88 91

Everyone's different _____, good at different things,

wi - re per-son; Everyone's different for good rea-son, made to be good at

Detailed description: This block contains the third system of a musical score, measures 88 to 91. It features four staves. The vocal line has two parts: one starting at measure 88 with 'Everyone's different' and another starting at measure 90 with 'Everyone's different'. The piano accompaniment line has a melody of eighth notes. The bass line has a simple harmonic accompaniment. The double bass line has a more active bass line.

92 94

musical score for measures 92-94, featuring vocal lines and piano accompaniment in G major. The lyrics are: "You're good at computers! And I compose and sing! Yes, I compose and sing! Yes, you compose and sing. dif-fer - ent things: I'm good at compu-ters, you

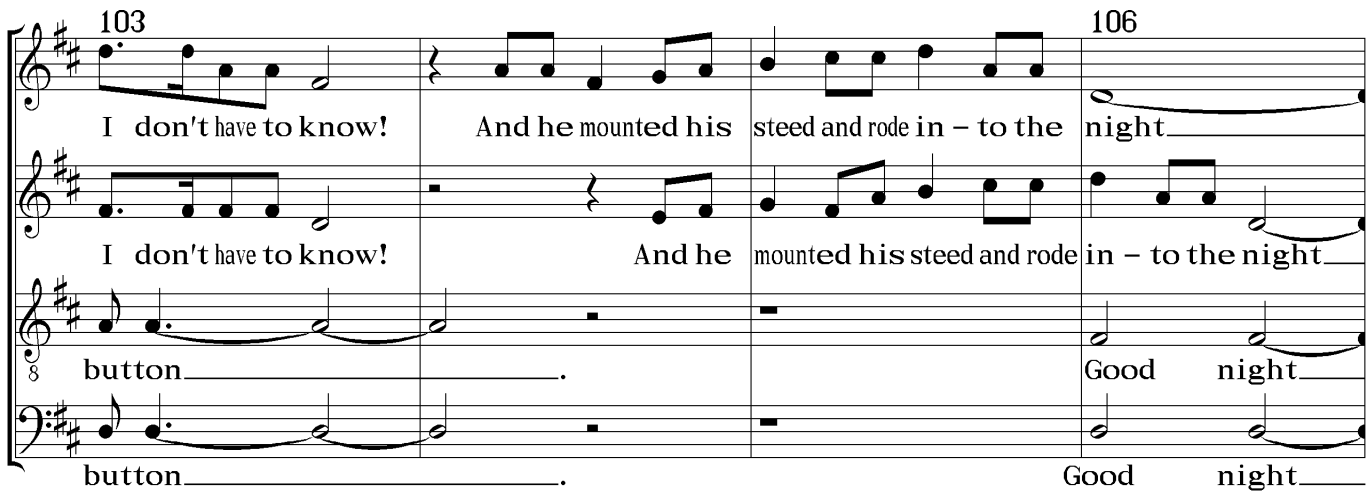
95 98

musical score for measures 95-98, featuring vocal lines and piano accompaniment in G major. The lyrics are: "sing! Yes, I compose and sing! sing! Yes, I compose and sing! Yes, you compose and sing. compose and sing. Right. And it wasn't ve-ry hard to resolve your

99 102

musical score for measures 99-102, featuring vocal lines and piano accompaniment in G major. The lyrics are: "No? Ah! Don't show me! I don't have to know! No? Ah! Don't bother! Pushed, pushed the Zim-waddie, waddie, waddie, waddie plight: I on-ly pushed, pushed the Zimwad-die, waddie, waddie, waddie, waddie

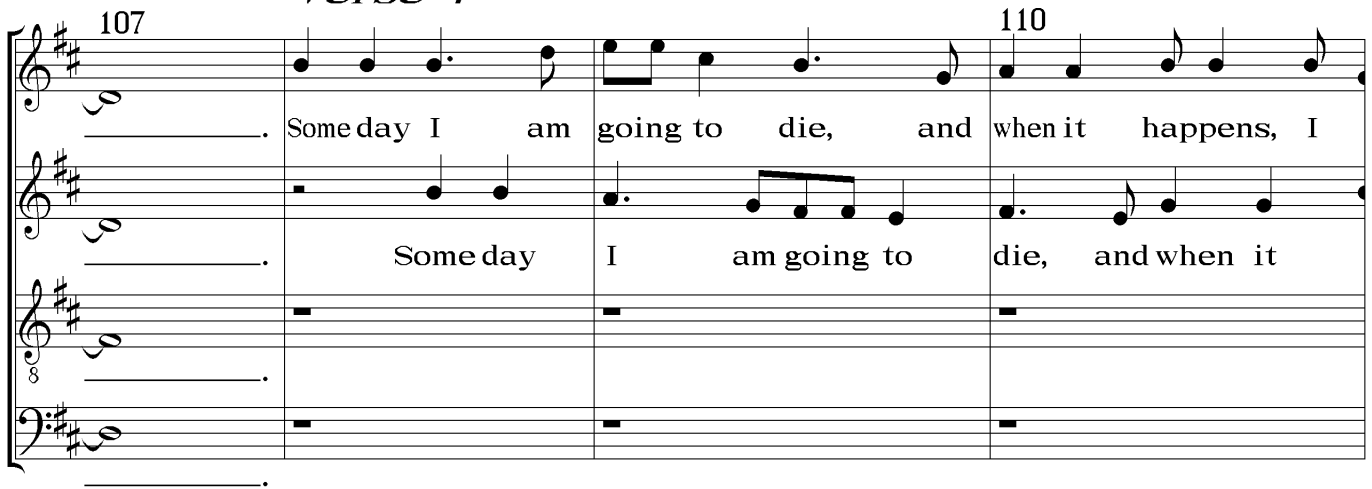
103 106



I don't have to know! And he mounted his steed and rode in - to the night
I don't have to know! And he mounted his steed and rode in - to the night
button. Good night
button. Good night


Verse 4

107 110



Some day I am going to die, and when it happens, I
Some day I am going to die, and when it

111 114



fear that I Will prove un-worth-y of e-lection With all the saints who've
happens, I fear that I will prove un - worth-y of e - lection with all the

115 118

reached perfection. My on-ly hope's that God, a - dored as a just, wise
 saints who've reached per-fection. My on - ly hope's that God, a - dored as a
 My on-ly hope's in God. Your on - ly hope's in

119 121

and com-compassionate Lord, will look down from his Heaven-ly
 just, wise and com - passionate Lord, will look down from his
 -passionate Lord, will look down from his Heaven-ly throne and
 God.

122 126

throne and choose to claim me as his own. say - ing :
 Heaven - ly throne and choose to claim me as his own. Yes!
 choose to claim me as his own. Say - ing: Look!
 Say - ing : Look! I'm

127 129

Yes! shutting me down! But I get a - nother
Shutting me down, but I get another chance to go a - round?
Look, I'm shutting you down! But you'll have another chance to
shutting you down, shutting you down. But you'll have another

Detailed description: This block contains the first system of music, measures 127 to 129. It features four staves: vocal line, piano accompaniment, and two additional staves. The key signature has two sharps (F# and C#). The lyrics are: 'Yes! shutting me down! But I get a - nother', 'Shutting me down, but I get another chance to go a - round?', 'Look, I'm shutting you down! But you'll have another chance to', and 'shutting you down, shutting you down. But you'll have another'.

130 133

chance to go a - round? Push!
Another chance to go a - round? Yes, push!
go a - round: Just let me push, push, push the Zim-
chance to go a - round: Just let me push, push, push! Push the Zimwaddie,

Detailed description: This block contains the second system of music, measures 130 to 133. It features four staves. The lyrics are: 'chance to go a - round? Push!', 'Another chance to go a - round? Yes, push!', 'go a - round: Just let me push, push, push the Zim-', and 'chance to go a - round: Just let me push, push, push! Push the Zimwaddie,'.

134 137

Push the Zimwaddie
Push the zimwaddie
-wad-die, waddie, waddie waddie button
wad-die, waddie waddie waddie button. Zim - waddie !

Detailed description: This block contains the third system of music, measures 134 to 137. It features four staves. The lyrics are: 'Push the Zimwaddie', 'Push the zimwaddie', '-wad-die, waddie, waddie waddie button', and 'wad-die, waddie waddie waddie button. Zim - waddie !'.